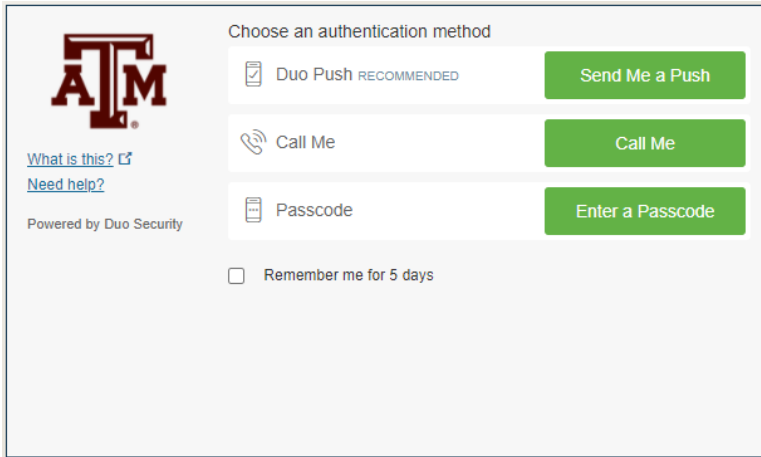


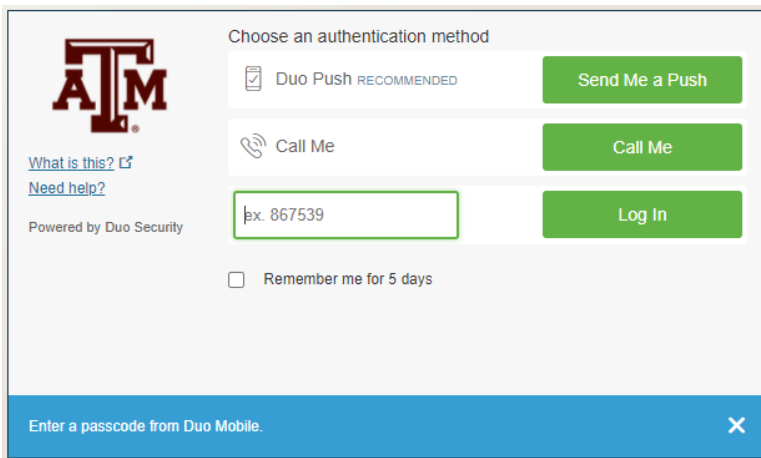
How to Use the Duo Mobile Passcode for Two-Step Authentication

If you select Duo App - Passcode as your authentication method, you use a six-digit authentication code generated by the Duo Mobile app to authenticate. Internet or cellular access is not required. To authenticate, launch the Duo Mobile app on your device and then tap on Texas A&M University or the key icon to get the authentication code.


1. On the two-step authentication screen, click Enter a passcode.



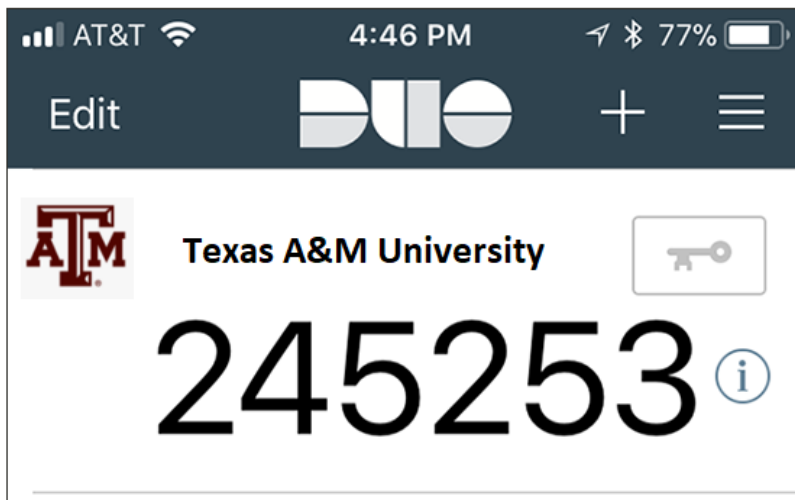
2. A blue bar at the bottom of the screen prompts you to enter the Duo Mobile passcode.



3. Open the Duo Mobile app on your tablet or smartphone.
4. In the Duo Mobile app, tap on Texas A&M University or the key icon if available on the right side of the screen.



5. A six-digit passcode displays.



6. Enter this code in the two-step authentication screen and click Log In.

