

A new species of stygobitic cirolanid (Isopoda: Cirolanidae) from an anchialine cave on Abaco, the Bahamas

by Lazare BOTOSANEANU & Thomas M. ILIFFE

Abstract

A new species, the 6th known, is described in *Bahalana*, a genus of stygobitic and troglomorphic cirolanid isopods strictly endemic to anchialine habitats of the Bahamas and Turks and Caicos Islands.

Keywords: Isopoda: Cirolanidae, *Bahalana*, anchialine cave, Abaco (Bahamas).

Résumé

Une espèce nouvelle, la sixième connue, est décrite dans *Bahalana*, genre stygobite et troglomorphe d'isopodes cirolanides strictement endémique dans les habitats anchialins de Bahamas et des îles Turks et Caicos.

Mots-clés: Isopoda: Cirolanidae, *Bahalana*, grotte anchialine, Abaco (Bahamas).

Introduction

During exploration by diving of a large anchialine cave system on Abaco – one of the Bahamas – the 2nd author caught one male specimen of a new species of *Bahalana*, one of the numerous stygobitic crustaceans inhabiting this subterranean system.

Bahalana abacoana n.sp.
(Figs. 1-13)

Locality and material

Male holotype (deposited in the crustacean collection of the Institut Royal des Sciences Naturelles de Belgique, Brussels, n° IG 30599). Most appendages of the specimen are dissected and kept in small vials. Collected by Th. M. ILIFFE on 16 March 2006, by diving, in Dan's Cave, Abaco, Bahamas. This is the largest known anchialine cave on Abaco; the single entrance to the cave is a sinkhole in the pine forest of south-central Abaco that leads into a complex system of submerged passageways and large breakdown chambers with nearly fresh (0.4 ppt) and fully marine (33.5 ppt) waters sepa-

rated by a distinct halocline extending from 12 to 17 m depths and containing wispy clouds of hydrogen sulfide. The specimen was collected by hand from below the halocline in 17-25 m depths where water temperature was 23.75°C and dissolved oxygen was 2 mg/l. Remarkably, numerous stygobitic crustacean species inhabit Dan's Cave, including the ostracods *Deeveya styrax* KORNICKER, 1990 and *D. hirpex* KORNICKER, 1990, the remipedes *Cryptocorynetes haptodiscus* YAGER, 1987, *Speleonectes benjamini* YAGER, 1987, *S. lucayensis* YAGER, 1981, *Pleomothra aplocheles* YAGER, 1989 and *Godzilligonomus frondosus* YAGER, 1989, the thermosbaenaceans *Tulumella bahamensis* YAGER, 1987 and *T. grandis* YAGER, 1987, and the amphipod *Bahadzia williamsi* HOLSINGER, 1985.

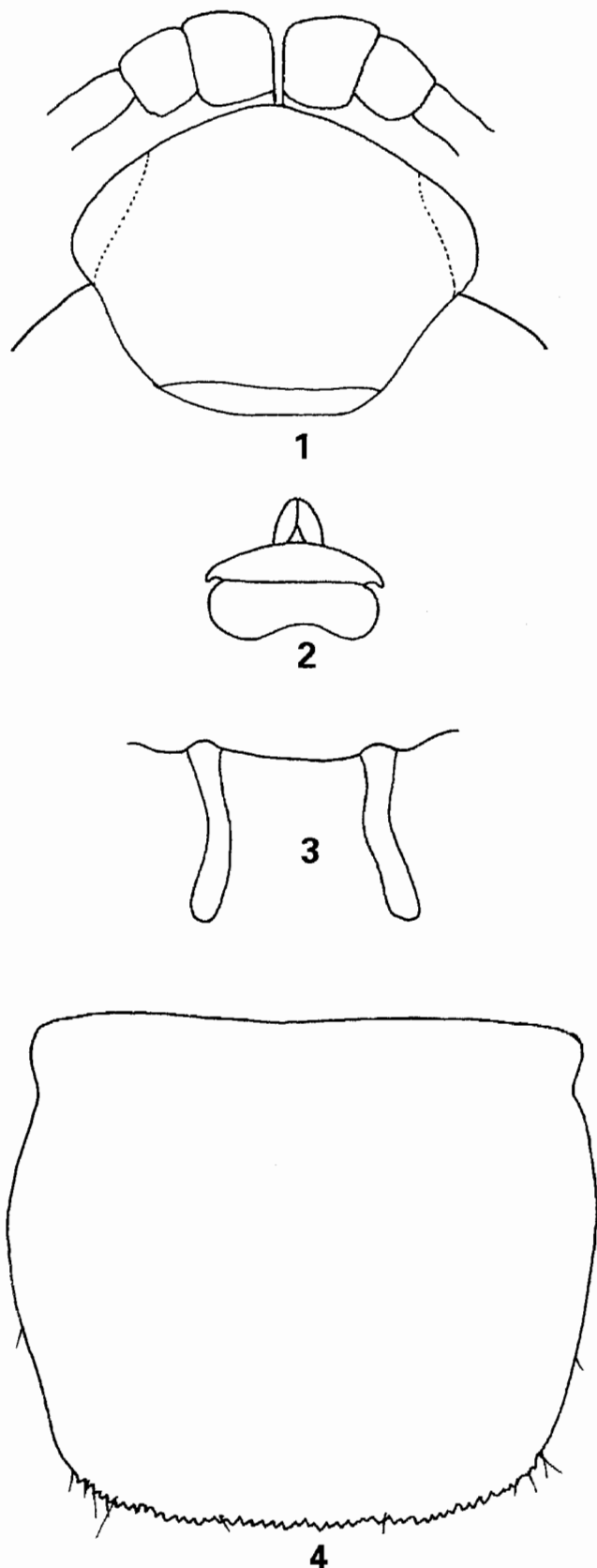
Description

A fragile crustacean, the specimen partly damaged. Total length: 7.5 mm. Of course, completely depigmented and anophtalmous.

Cephalon roughly rhombic in outline, but posterior limit straight; well built - in 1st pereonite; with lateral bulges corresponding to the lost functional eyes; no rostrum. Complex clypeo-labrum + lamina dorsalis like, for instance, in *Bahalana cardiopus* NOTENBOOM or in *B. caicosana* BOTOSANEANU & ILIFFE.

Peduncle of antennula without interesting characters, but its flagellum is highly interesting: with 47 or 48 articles, it is longer or much longer than in several described species of the genus, resembling *B. exumina* BOTOSANEANU & ILIFFE in which 50 articles were found; most interesting is its equipment of aesthetasks: if in its basal part only some articles support a very long aesthetask with very short petiole, in its distal 2/3, each article has a slender aesthetask whose length can equal or surpass that of 6 flagellar articles. Peduncle of antenna without interesting characters (flagellum damaged in the specimen).

Maxilla I: lateral lobe with 10 spines; endite: fig. 7. Maxilla II: median (well individualized) lobe with 4 glabrous setae; internal lobe with 3 glabrous setae of medium size, 2 very short ones also glabrous, and in the internal angle 2 very long and strong plumose setae. Maxillipedal endite, bilaterally



Figs. 1-4. *Bahalana abacoana*, ♂ holotype. Cephalon; clypeolabrum and lamina dorsalis; penes; and pleotelson. All similarly magnified.

with one retinaculum and 3 plumose setae.

Several peculiarities of the first three pereopods deserve mention. The projection of PI merus is armed with only two widely distant spines (in the space between them, 2 or 3 setulae). PII: long projection of carpus (more than half of the propodus length); merus with rather well developed internal projection; ischium devoid of external projection (replaced by a minute setula). PIII: carpus with very long projection; ischium – like in PII – without external projection, and with a long internal spine reaching to apex of internal projection of merus (this may be called a seta, because it has an alveole, and seems to be movable).

Pereopods IV-VII all with propodus 3.5-4 times longer than dactylus (a situation frequent in *Bahalana* species, the exception being *B. caicosana* BOTOSANEANU & ILIFFE). In all of them, the unguis is characteristic: distinctly falciform, devoid of armature of spines (“teeth”), and accompanied by a trident secondary unguis.

The penes are long, ribbon-like, with obtuse apex.

Pleopods without original traits (they are, for instance, practically identical with those of *B. geracei* CARPENTER); only detail worth mention: appendix masculina, quite basally rooted, reaches beyond apex of the endopodite with ca. half of its length, being thus longer than in any described *Bahalana*.

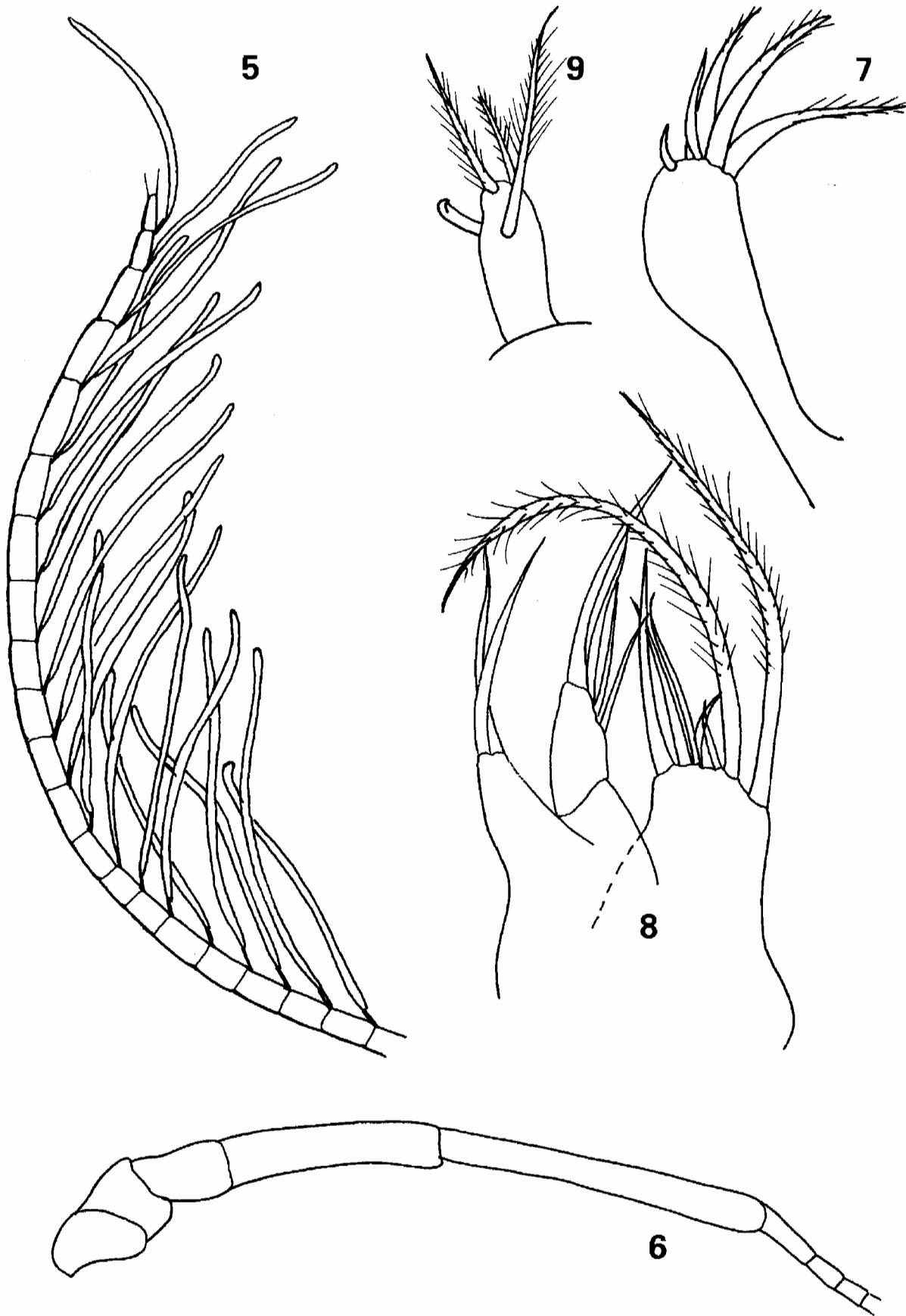
Uropods damaged, their details which could be observed do not seem characteristic; their exopodites are foliaceous.

Discussion

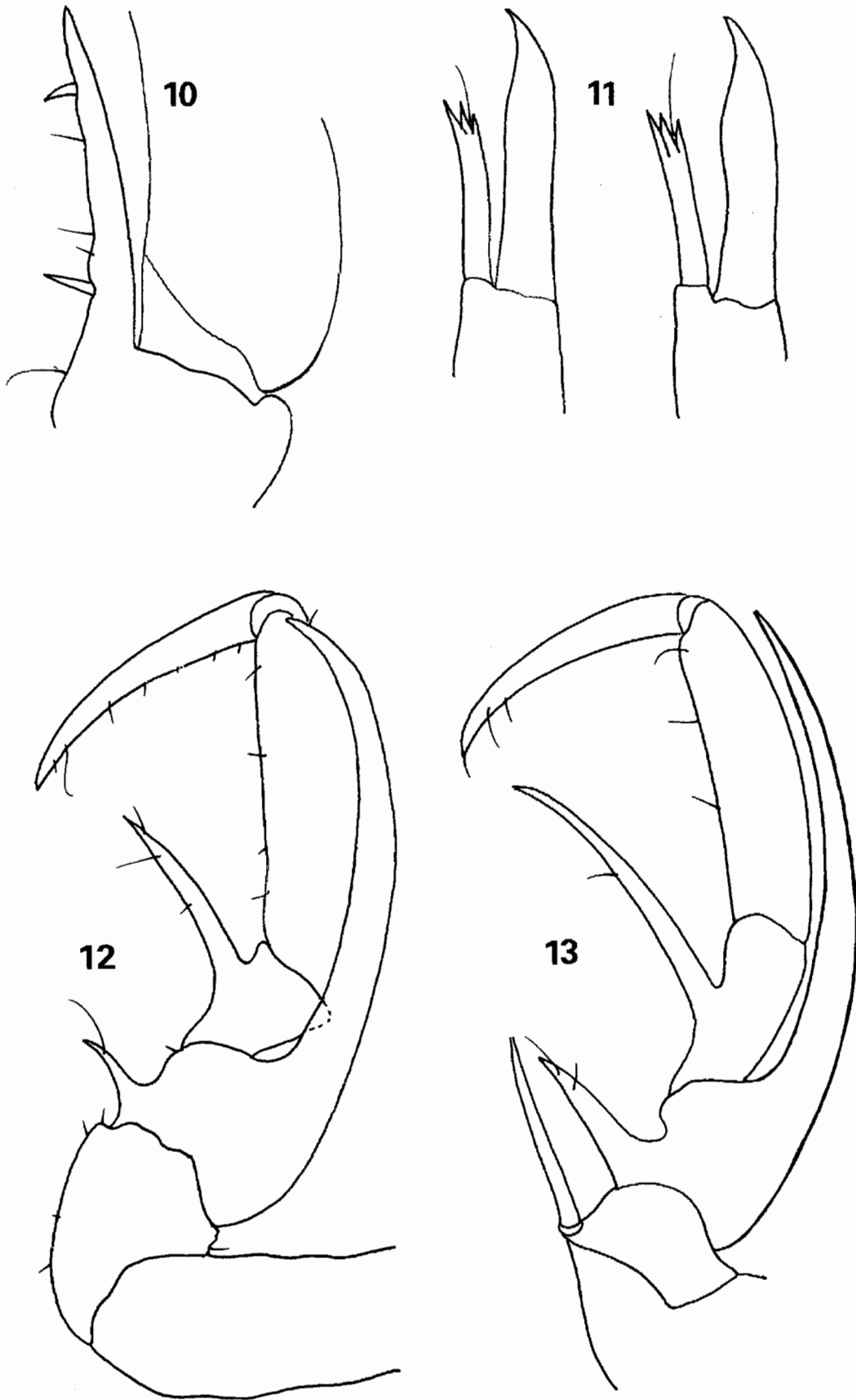
Bahalana CARPENTER, 1981 is a well characterized genus of stygobitic Cirolanidae, endemic in anchialine habitats of the Bahamas and Turks and Caicos. Before the new species here described, five had been described in *Bahalana*, each from different parts of the distribution area of the genus (list of species with distribution in BOTOSANEANU & ILIFFE 2003; other references: see list at end of this paper). *Bahalana abacoana* n.sp. differs from each of the already described species by a number of morphological details, some “strong”, some less so. The following character combination allows clear distinction of the new species from all already described: AI flagellum from very high number of articles (nearly 50), most of them – and especially all in the distal 2/3 of the flagellum – equipped with a very long, slender aesthetask; projection of the pereopod I merus armed with two widely distant spines; unguis of pereopods IV-VII falciform, devoid of armature of spines (“teeth”), and with secondary unguis ending tridentate. Maybe the ribbon-like penes could be added to the list.

Acknowledgements

The March 2006 research expedition to Abaco, Bahamas was supported by a grant from the Biodiversity Surveys and Inventories Program of the National Science Foundation (DEB-0315903) to T. ILIFFE. Collection of biological specimens from Dan’s Cave was done under a marine resource collection permit from the Bahamas Department of Fisher-



Figs. 5-9. *Bahalana abacoana*, ♂ holotype. Distal part of AI flagellum; peduncle of AII, without setation; endite of maxilla I; maxilla II; endite of right maxilliped.



Figs. 10-13. *Bahalana abacoana*, ♂ holotype. Projection of merus of right pereiopod I; unguis and secondary unguis, pereiopods IV and VII; right pereiopod II; right pereiopod III.

ies. We thank Penn State University at Worthington Scranton biologist Dr. Renee BISHOP, Texas A&M graduate students Lara HINDERSTEIN and Brett GONZALEZ, University of Hanover (Germany), graduate students Mario HOENEMANN and Ute WOLLERMANN and cave divers Brian KAKUK (Bahamas Underground, Bahamas), Gregg STANTON (Wakulla Diving Center, Florida) and Tamara THOMSEN (Diversions Scuba, Wisconsin) for assisting with these studies. Logistical assistance for field work in Abaco was generously provided by Nancy ALBURY (Friends of the Environment, Abaco).

References

BOTOSANEANU, L. & ILIFFE, T.M., 1997. Four new stygobitic cirolanids (Crustacea: Isopoda) from the Caribbean with remarks on intergeneric limits in some cirolanids. *Bulletin de l'Institut Royal des Sciences Naturelles de Belgique, Biologie*, 67: 77-94.

BOTOSANEANU, L. & ILIFFE, T.M., 1999. On four new stygobitic cirolanids (Isopoda: Cirolanidae) and several already described species from Mexico and the Bahamas. *Bulletin de l'Institut Royal des Sciences Naturelles de Belgique, Biologie*, 69: 93-123.

BOTOSANEANU, L. & ILIFFE, T.M., 2002. Stygobitic isopod crustaceans, already described or new, from Bermuda, the Bahamas, and Mexico. *Bulletin de l'Institut Royal des Sciences Naturelles de Belgique, Biologie*, 72: 101-111.

BOTOSANEANU, L. & ILIFFE, T.M., 2003. A new species of the stygobitic cirolanid genus *Bahalana* from the Caicos Islands in the Caribbean (Isopoda: Cirolanidae). *Travaux du Muséum National l'Histoire Naturelle «Grigore Antipa»*, 45: 83-93.

CARPENTER, J.H., 1981. *Bahalana geracei* n.gen., n.sp., a troglobitic marine cirolanid isopod from Lighthouse Cave, San Salvador Island, Bahamas. *Bijdragen tot de Dierkunde*, 51(2): 259-267.

CARPENTER, J.H., 1994. *Dodecalana yagerae*, new genus, new species, a troglobitic marine cirolanid isopod from Grand Bahama Island, Bahamas. *Journal of Crustacean Biology*, 14(1): 168-176.

NOTENBOOM, J., 1981. Some new hypogean cirolanid isopod crustaceans from Haiti and Mayaguana (Bahamas). *Bijdragen tot de Dierkunde*, 51(2): 313-331.

Lazare BOTOSANEANU
Zoölogisch Museum
University of Amsterdam
Plantage Middenlaan 64
1018 DH Amsterdam
The Netherlands

Thomas M. ILIFFE
Department of Marine Biology
Texas A & M University at Galveston
Galveston, Texas 77553-1675
U.S.A.